

# Remove Plug and Play Drivers - Release Notes

This utility searches for HP plug and play printer driver files in the Windows driver store and provides an option to remove these staged printer driver files. Currently installed printers are unaffected by this utility.

## Disclaimer

© 2018 Copyright HP Development Company, L.P.

Reproduction, adaptation, or translation without prior written permission is prohibited, except as allowed under the copyright laws. The information contained herein is subject to change without notice. The only warranties for HP products and services are set forth in the express warranty statements accompanying such products and services. Nothing herein should be construed as constituting an additional warranty. HP shall not be liable for technical or editorial errors or omissions contained herein.

## Disclaimer of Warranty and Support

THE SOFTWARE AND ANY RELATED DOCUMENTATION ARE PROVIDED "AS IS", WITHOUT WARRANTY OR SUPPORT OF ANY KIND. THE ENTIRE RISK AS TO THE USE, RESULTS AND PERFORMANCE OF THE SOFTWARE AND DOCUMENTATION ARE ASSUMED BY YOU AND THOSE TO WHOM YOU PROVIDE THE SOFTWARE AND DOCUMENTATION. HP COMPANY, HP DEVELOPMENT COMPANY, AND THEIR AFFILIATES AND SUBSIDIARIES HEREBY SPECIFICALLY DISCLAIM ANY AND ALL WARRANTIES, EXPRESS, IMPLIED OR STATUTORY, INCLUDING BUT NOT LIMITED TO THE IMPLIED WARRANTIES OF MERCHANTABILITY, FITNESS FOR A PARTICULAR PURPOSE, TITLE AND NONINFRINGEMENT.

## Limitation of Liability

IN NO EVENT SHALL HP COMPANY, HP DEVELOPMENT COMPANY OR THEIR AFFILIATES AND SUBSIDIARIES BE LIABLE FOR ANY CLAIM, DAMAGES (DIRECT, INDIRECT, INCIDENTAL, PUNITIVE, SPECIAL OR OTHER DAMAGES, INCLUDING WITHOUT LIMITATION, DAMAGES FOR LOSS OF BUSINESS PROFITS, BUSINESS INTERRUPTION, LOSS OF BUSINESS INFORMATION, OR OTHER PECUNIARY LOSS AND THE LIKE) OR OTHER LIABILITY WHATSOEVER, WHETHER IN AN ACTION OF CONTRACT, TORT OR OTHERWISE, ARISING FROM, OUT OF OR IN CONNECTION WITH THE SOFTWARE OR DOCUMENTATION, EVEN IF ADVISED OF THE POSSIBILITY OF SUCH CLAIM, DAMAGES OR OTHER LIABILITY.

## Acknowledgements

Microsoft, Windows, Windows 7, Windows 8, Windows 8.1, Windows 10, Windows Server 2008 R2, Windows Server 2012, Windows Server 2012 R2, and Windows Server 2016 are U.S. registered trademarks of Microsoft Corporation in the United States and/or other countries.

## Version:

12.09.19.6 – Utility requires administrative rights to run.

12.09.19.5

12.09.19.2 Initial Release

Release Notes version 8, March 2018

## Supersedes

12.09.19.5

## Description

This utility searches for HP plug and play printer driver files in the Windows driver store, and provides an option to remove these staged printer driver files. Currently installed printers are unaffected by this utility.

**NOTE:** Only the default location for staged driver files on Windows (%SYSTEMROOT%\inf) will be searched for driver files.

## Support Policy

This tool is not eligible for HP Support. Before using this tool, please review the sections "Disclaimer of Warranty and Support" and "Limitation of Liability" in this document. Feedback about the tool (enhancement requests and bug reports) can be sent via email to [upd\\_park@hp.com](mailto:upd_park@hp.com).

## Update recommendation

Command line option `-q` requires RemovePnPDrivers version 12.09.19.5. Version 12.09.19.2 the `-q` option was inoperable.

## Product Models

This utility is compatible with the HP Universal Print Driver (UPD)

## Devices Supported

Refer to the specifications tab at [www.hp.com/go/upd](http://www.hp.com/go/upd) for a list of devices, which are supported by the HP UPD.

## Operating Systems

- Microsoft Windows 7 SP1\*
- Microsoft Windows 8 / 8.1
- Windows 10
- Microsoft Windows Server 2008 R2 SP1
- Microsoft Windows Server 2012 / 2012 R2
- Microsoft Windows Server 2016

\*Microsoft has ended mainstream support for this operating system.

## Languages

English (International)

## Enhancements/Features

n/a

## Fixes/Fixes History

Command line option `-q` requires RemovePnPDrivers version 12.09.19.5. Version 12.09.19.2 the `-q` option was inoperable.

## Issues and Workarounds

n/a

## Installation instructions

No installation is necessary. Copy the file RemovePnPDrivers.exe (32-bit systems), or RemovePnPDrivers64.exe (64-bit systems) to the desired directory on the hard drive of the client computer where HP UPD and/or device-specific printer drivers are installed.

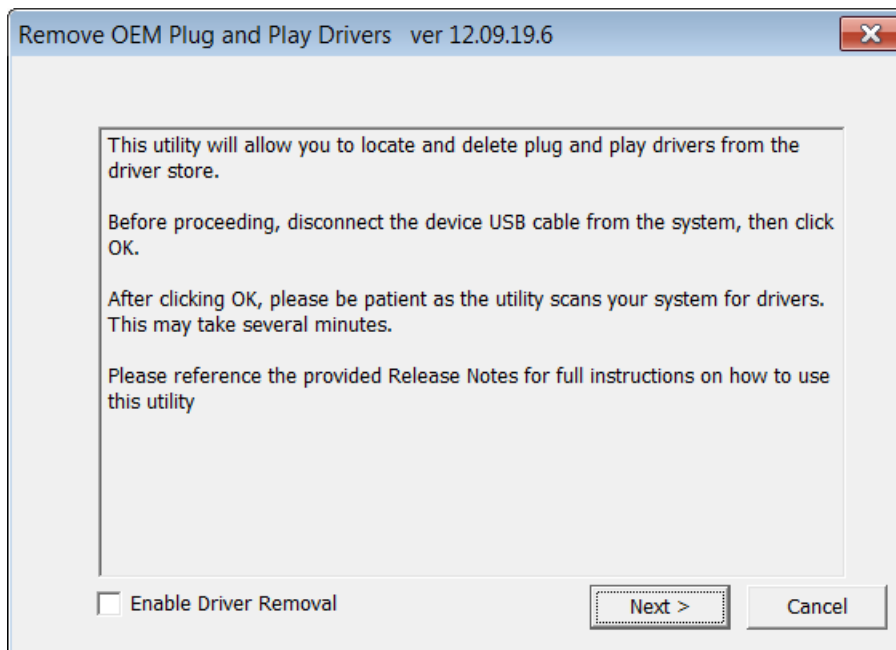
**CAUTION:** This utility modifies your system. HP recommends making a system backup prior to using this utility.

## Usage

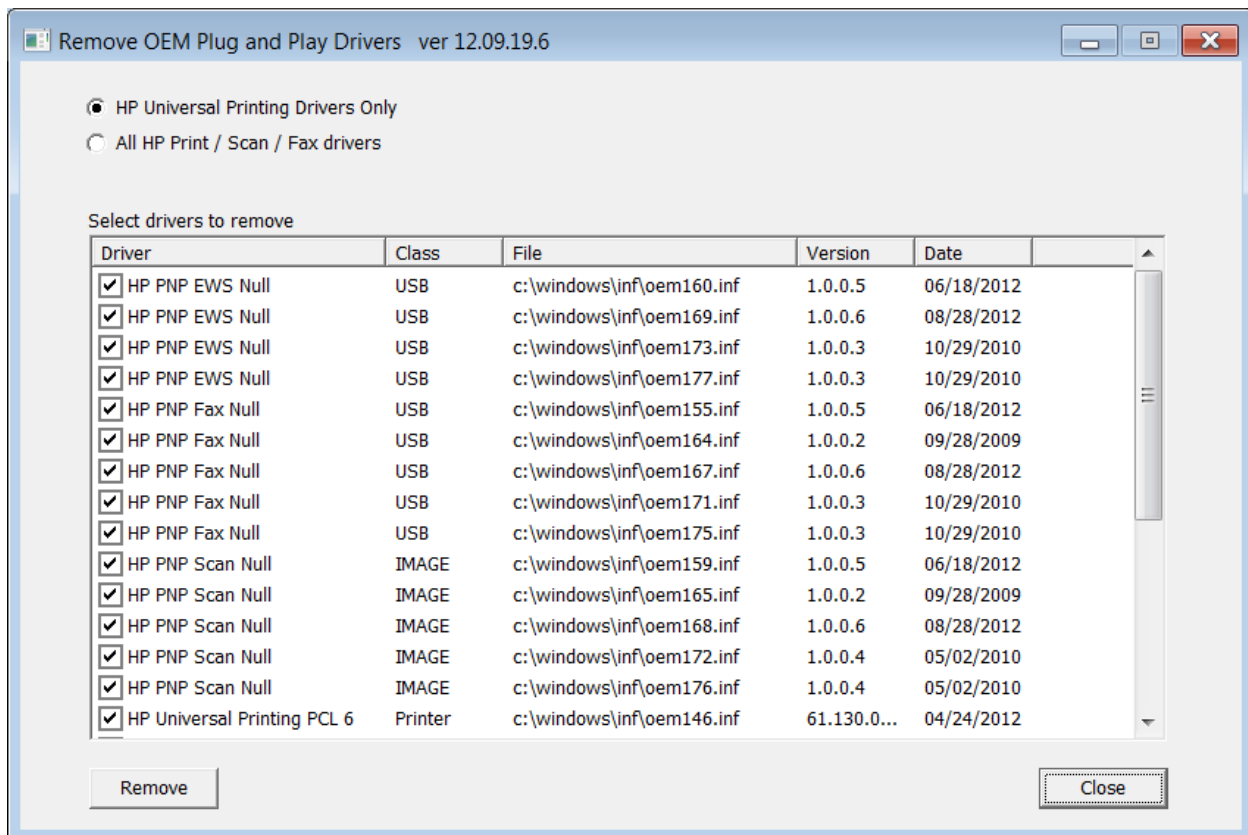
A training video for this utility is available on YouTube. Use the following link to access this training: [http://youtu.be/XZ2SvUuR\\_3c](http://youtu.be/XZ2SvUuR_3c)

Using Windows Explorer, browse to the directory where the RemovePnPDrivers were copied. Double click RemovePnPDrivers.exe (32-bit systems) or RemovePnpDrivers64.exe (64-bit systems) to start the utility

The following dialog box will be displayed.



The default configuration only displays the staged plug and play drivers. If driver removal is desired, select the *Enable Driver Removal* checkbox and click **Next**.



This screen displays a list of all the HP Universal Printing plug and play driver components discovered by RemovePnPDrivers.exe.

**NOTE:** Some of these driver components may be used by other HP printer driver bundles in addition to HP UPD. Deleting these drivers may prevent plug and play from working correctly for these other drivers. However, it is unlikely that the device that is using that driver will stop working.

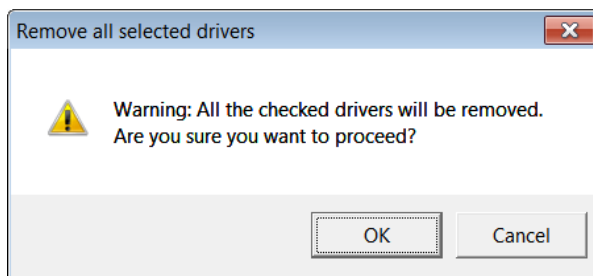
## Options

**HP Universal Printing drivers only:** This is the default option, and lists only the driver components that are related to the HP Universal Printing driver. All of the driver components are automatically selected.

**All HP Print / Scan / Fax drivers:** This option lists all the HP-developed plug and play drivers that are installed on the system.

**All drivers:** This option lists all plug and play drivers that are installed on the system, excluding the drivers that were included as part of the operating system.

The **Remove** button is only displayed if the *Enable Driver Removal* box was selected on the prior screen. Click **Remove** to delete the selected drivers. The following warning message will be displayed.



Click **OK** to remove the selected drivers.

## Command Line Options

RemovePnPDrivers.exe [-q] [-l] [-xp] [-n <driver name> [-v <driver version>]]

Option	Parameter	Notes
-q		Quiet mode, no dialog boxes will be displayed. This option is useful if you want to run RemovePnPDrivers.exe silently from a script. All of the drivers that contain the following strings will be removed: "HP UNIVERSAL" "HP PNP" "HP EWS UPD" "HP LEDM" "HP Printer (LEDM)" <b>NOTE:</b> All of the string searches are case insensitive.
-l		[Optional] Create a log file with the name RemovePnPDrivers.log in the same folder as RemovePnPDrivers.exe. The log file name and path are not configurable.
-xp		[Optional] Run the tool using a basic list box instead of the ListView control. This option is not normally required, as RemovePnPDrivers.exe automatically detects operating system version. However, if the utility fails to run on later operating systems, this option should be tried just in case the ListView control is not available
-n	Driver name	[Optional] Filter out all drivers except the specified driver. Name must be an exact match. Comparison is not case sensitive.
-v	Driver version	[Optional] Filter out all drivers that have a version that is equal to or greater than the specified version. Can only be used with the -n option.

### Example

To remove only the "HP PnP EWS Null" drivers with date codes older than "1.0.0.5"

- RemovePnPDrivers.exe -n "HP PnP EWS Null" -v "1.0.0.5"